

Instruction to configure the conduit and fitting or fitting cable glands. Follow the three steps and configure your personalized conduit system. For more information about personalized conduit systems please download the technical data sheet. We strongly recommend you to see the technical data sheet of the conduit system products to avoid the misunderstanding between the product's technical features and characteristics, in case you're new to this kind of product.

### Configuration step 1



### Select the conduit

|                                                         |                                                           |                                                               |                                                                         |                                                           |
|---------------------------------------------------------|-----------------------------------------------------------|---------------------------------------------------------------|-------------------------------------------------------------------------|-----------------------------------------------------------|
|                                                         |                                                           |                                                               |                                                                         |                                                           |
| Metallic conduit IP50                                   | Metallic conduit + recovered polymer (Thick coating) IP67 | EMC Metallic conduit + recovered polymer (Thick coating) IP67 | Metallic conduit + recovered polymer (vaccum thin coating) IP67         | Metallic conduit + recovered polymer + metal braided IP67 |
|                                                         |                                                           |                                                               |                                                                         | -                                                         |
| Metallic conduit + recovered polymer + EMC braided IP67 | Metallic conduit + metal braided IP54                     | Metallic conduit + glass fiber + metal braided IP54           | Metallic conduit + recovered polymer + HJT elastomeric glass fiber IP67 | -                                                         |

If your conduit types or material are not listed in our type please contact us or write us to [info@euro2000-spa.it](mailto:info@euro2000-spa.it) to personalize your new conduit. Find the table about conduit types in the detail list on the next page.

*Note: All the metallic or composite flexible conduits are withstanding the compression force of 1250 N, the tensile force of 1000 N, the impact load 6J, UV resistance, and self-extinguishing with compliance of according to EN IEC 61386. In addition Grey DMC conduit (upto int. 50.5 mm or in inch 2") along with fitting with fixed male thread compliance according to UL 1696.*

| Type                                                                        | Conduit family name                    | Material<br>(Metallic or composite )                                                                                                                    | IP rating | Service temperature range | Halogen free | EMC screening | Resistance to abrasion |
|-----------------------------------------------------------------------------|----------------------------------------|---------------------------------------------------------------------------------------------------------------------------------------------------------|-----------|---------------------------|--------------|---------------|------------------------|
| Metallic conduit IP50                                                       | 1. GAAR<br>2. GAARIX<br>3. GARIXX      | 1. Galvanized steel<br>2. Stainless steel AISI 304<br>3. Stainless steel AISI 316L                                                                      | IP50      | -45° C<br>+250°C          | YES          | YES           | YES                    |
| Metallic conduit + extruded polymer (Thick coating) IP67                    | 4. DMC/<br>DMCN<br>5. DMCX<br>6. DMCXX | 4. Galvanized steel extruded with gray PVC<br>5. Stainless steel AISI 304 extruded with grey PVC<br>6. Stainless steel AISI 316L extruded with grey PVC | IP67      | -15°C<br>+80°C            | -            | -             | YES                    |
|                                                                             | 7. DMC-ABT                             | 7. Galvanized steel extruded with gray PVC heavy                                                                                                        | IP67      | -40°C<br>+105°C           | -            | -             | YES                    |
|                                                                             | 8. DMC-ABTX                            | 8. Galvanized steel extruded with black FORPRENE (thermoplastic Elastomer)                                                                              | IP67      | -55°C<br>+145°C           | -            | -             | YES                    |
|                                                                             | 9. DMC-EVA                             | 9. Galvanized steel extruded with grey Ethylene-vinyl acetate (EVA)                                                                                     | IP67      | -45°C<br>+120°C           | -            | -             | YES                    |
|                                                                             | 10. DMC-PU                             | 10. Galvanized steel extruded with blue poliurethane (PU)                                                                                               | IP67      | -55°C<br>+120°C           | YES          | -             | YES                    |
| EMC Metallic conduit + extruded polymer (Thick coating) IP67                | 11. DMC-EMP                            | 11. Bronze extruded with grey PVC                                                                                                                       | IP67      | -15°C<br>+80°C            | -            | YES           | YES                    |
|                                                                             | 12. UALT 2000                          | 12. Galvanized steel extruded with copper wire with grey PVC heavy                                                                                      | IP67      | -15°C<br>+80°C            | -            | YES           | YES                    |
| Metallic conduit + extruded polymer (vaccum thin coating) IP67              | 13. DMA                                | 13. Galvanized steel extruded with grey PVC                                                                                                             | IP67      | -15°C<br>+80°C            | -            | -             | -                      |
|                                                                             | 14. DMA-EVA                            | 14. Galvanized steel extruded with grey Ethylene-vinyl acetate (EVA)                                                                                    | IP67      | -45°C<br>+120°C           | -            | -             | -                      |
|                                                                             | 15. DMA-PU                             | 15. Galvanized steel extruded with blue poliurethane (PU)                                                                                               | IP67      | -55°C<br>+120°C           | YES          | -             | -                      |
| Metallic conduit + extruded polymer + metal braided (Galvanized steel) IP67 | 16. DMT-PU                             | 16. Galvanized steel extruded with blue poliurethane (PU) + braided                                                                                     | IP67      | -55°C<br>+120°C           | YES          | 55 DB         | YES                    |
|                                                                             | 17. DMT-EVA                            | 17. Galvanized steel extruded with grey Ethylene-vinyl acetate (EVA)+ braided                                                                           | IP67      | -45°C<br>+120°C           | YES          | 55 DB         | YES                    |
|                                                                             | 18. DMT                                | 18. Galvanized steel extruded with grey PVC + braided                                                                                                   | IP67      | -15°C<br>+80°C            | -            | 55 DB         | YES                    |
| Metallic conduit + extruded polymer + EMC braided IP67                      | 19. DMT-EMP                            | 19. Galvanized steel extruded with grey PVC with overbraided galvanized copper wire                                                                     | IP67      | -15°C<br>+80°C            | -            | 55 DB         | YES                    |
| Metallic conduit + metal braided IP54                                       | 20. DMTN                               | 20. Galvanized steel recovered with overbraided galvanized steel wire                                                                                   | IP54      | -45°C<br>+105°C           | -            | 55 DB         | YES                    |
| Metallic conduit + glass fiber + metal braided IP54                         | 21. DMT-LNX                            | 21. Stainless steel AISI 304 recovered of glass fiber with overbraided stainless steel AISI 304 wire.                                                   | IP54      | -45°C<br>+300°C           | -            | 49 DB         | YES                    |
| Metallic conduit + recovered polymer + HJT elastomeric glass fiber IP67     | 22. DMT-HJTL                           | 22. Galvanized steel extruded with grey PVC heavy covered with silicon elastomer with fiberglass                                                        | IP67      | -60°C<br>+260°C           | -            | -             | YES                    |

**Halogen-free:** The material doesn't contain a group of halogen elements like fluorine, chlorine, bromine, iodine, and astatine. These halogen-free materials can be used in the application of public gathering places or transport.

**Electromagnetic compatibility (EMC) Screening:** Use this test method to understand, the conduit is constructed to protect the electromagnetic interference between 40-60 DB attenuation. This emission is checked normally for the nature of metal contact.

**Resistance to abrasion:** Material is the ability to withstand against wear or rubbing away by means of friction.

| Internal diameter of conduit from mm to nearby inch value |             |
|-----------------------------------------------------------|-------------|
| int. (mm)                                                 | int. (inch) |
| 10,0                                                      | 3/8"        |
| 12,0                                                      | 1/2"        |
| 15,5                                                      | 5/8"        |
| 20,5                                                      | 3/4"        |
| 26,5                                                      | 1"          |
| 34,5                                                      | 1"1/4"      |
| 39,5                                                      | 1"1/2"      |
| 50,5                                                      | 2"          |

Family Name - Conduit Material (Temperature Range)

DMC - Hot galvanized steel + PVC (-15°C / +80°C)

Color

Grey

∅ int. (mm)

10

L (cm)

Enter a value between 0 and 500

The maximum length is 500 cm or submultiples of 3000 cm (30m) for internal conduit from ∅ 10 mm to ∅ 34,5 mm and 2500 cm (25m) from ∅ 39,5 mm to ∅ 50,5 mm.












### Configuration step2



If your fitting or fitting cable gland types or material are not listed in our type please contact us or write us to [info@euro2000-spa.it](mailto:info@euro2000-spa.it) to personalize your new fitting or fitting type cable gland. Find the table on the next page about fitting and fitting cable glands.

*Note: All the metallic or composite fittings or fitting cable gland are withstanding the tensile force of 1000 N, the impact load 6J, UV resistance, and self-extinguishing with compliance of according to EN IEC 61386. In addition Grey DMC conduit (upto int. 50.5 mm or in inch 2") along with fitting with fixed male thread (GAS 228, PG (DIN 40430), Metrico (ISO 965), NPT (ANSI/ASME B1.20.1)) compliance according to UL 1696.*

Select the Fitting 1 or Fitting cable gland 1 or Ferrule

|                                                                                   |                                                                                   |                                                                                   |                                                                                    |                                                                                     |                                                                                     |
|-----------------------------------------------------------------------------------|-----------------------------------------------------------------------------------|-----------------------------------------------------------------------------------|------------------------------------------------------------------------------------|-------------------------------------------------------------------------------------|-------------------------------------------------------------------------------------|
|  |  |  |  |  |  |
| AM MF Fitting IP67 - Fixed Male                                                   | AM MG Fitting IP67 - Swivel male                                                  | AM MF curvo Fitting IP67 - Fixed Male (Variable angle)                            | AM FF Fitting IP67 - Fixed female                                                  | AM RC Fitting IP67 - Female UN/UNS/UNEF                                             | Ferrule                                                                             |
|  |  |  |  |  | -                                                                                   |
| AM RP MF Fitting Cable gland IP68 - Fixed Male                                    | AM RP MG Fitting Cable gland IP68 - Swivel male                                   | AM RP Curvo Fitting Cable gland IP68 - Fixed Male (Variable angle)                | AM RP FF Fitting Cable gland IP68 - Fixed female                                   | AM RP RC Fitting Cable gland IP68 - Female - UN/UNS/UNEF                            | -                                                                                   |

Material  
Nickel-plated brass

Type of entry thread: Fixed Male  
Thread: Metrico (ISO 965)  
SIZE: M12x1.5

Ø int. (mm): 10  
Range (mm): 8.5

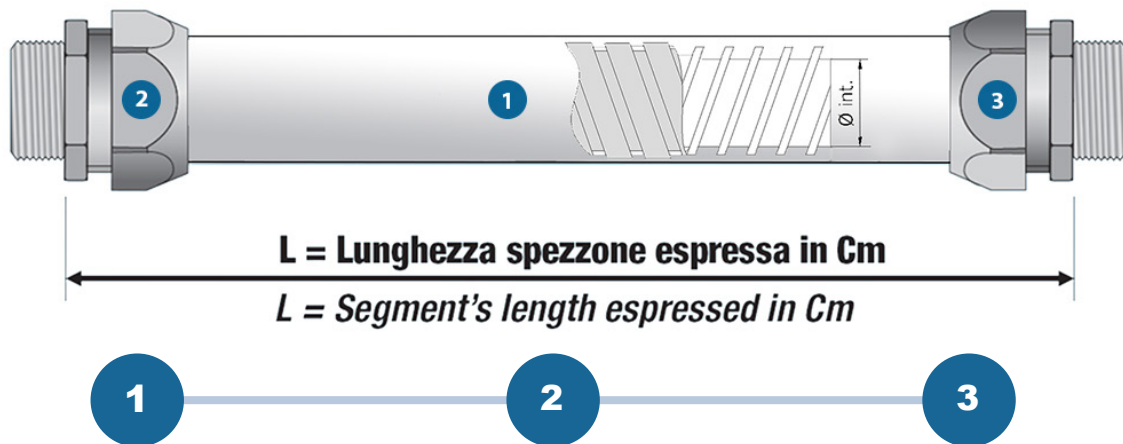
Select the Thread (F) and SIZE (F)

Find all the thread type and size for the fittings or fitting cable glands. In case you don't find the thread or size are not in the standard list while you're selecting in the configuratore, please contact us to create special fittings.

### THREAD ENTRY FOR FITTINGS AND FITTING CABLE GLAND

| Taper type thread entry |                | Cylindrical type thread entry |            |           |                  |
|-------------------------|----------------|-------------------------------|------------|-----------|------------------|
| NPT Thread              | ISO GAS Thread | Metric Thread                 | GAS Thread | PG Thread | UN Thread        |
| ASME B1.20.1            | ISO 7/1        | ISO 965-1                     | ISO 228    | DIN 40430 | ASME B1.1        |
| NPT 1/4"                | R/Rc 1/4"      | M12x1.5                       | 1/4"       | PG 7      | 3/4" - 20 UNEF   |
| NPT 3/8"                | R/Rc 3/8"      | M16x1.5                       | 3/8"       | PG 9      | 7/8" - 20 UNEF   |
| NPT 1/2"                | R/Rc 1/2"      | M20x1.5                       | 1/2"       | PG 11     | 1" - 20 UNEF     |
| NPT 3/4"                | R/Rc 3/4"      | M25x1.5                       | 3/4"       | PG 13.5   | 1" 1/8 - 18 UNEF |
| NPT 1"                  | R/Rc 1"        | M32x1.5                       | 1"         | PG 16     | 1" 1/4 - 18 UNEF |
| NPT 1x1/4"              | R/Rc 1x1/4"    | M40x1.5                       | 1x1/4"     | PG 21     | 1" 3/8 - 18 UNEF |
| NPT 1x1/2"              | R/Rc 1x1/2"    | M50x1.5                       | 1x1/2"     | PG 29     | 1" 5/8 - 18 UNEF |
| NPT 2"                  | R/Rc 2"        | M63x1.5                       | 2"         | PG 36     | 1" 7/8 - 16 UN   |
| -                       | -              | -                             | -          | PG 42     | 2" 1/16 - 16 UNS |
| -                       | -              | -                             | -          | PG 48     | 2" 5/16 - 16 UNS |

### Configuration step3



Select the Fitting 2 or Fitting cable gland 2 or Ferrule

**Repeat the configuration step2 for the configuration step3 to close your personalized custom conduit and fittings systems.**

### Minimum Quantity

Important note: The minimum quantity is equal to the number of conduit pieces resulting from a conduit coil or its multiples. For example, if the coil size of conduit is 3000cm (30m), the requirement is 300cm length; the minimum order quantity is 10 pieces. The maximum length of the conduits that can be assembled is up to 500 cm (5 m). The table below indicates the dimensions of the coil based on the internal diameter of the conduit.

| Conduit and coil length information for minimum quantity |                       |                                                           |
|----------------------------------------------------------|-----------------------|-----------------------------------------------------------|
| Internal diameter of the conduits<br>Ø int. (mm)         | Coil length size (cm) | maximum length of the conduits that can be assembled (cm) |
| 10,0                                                     | 3000                  | 500                                                       |
| 12,0                                                     | 3000                  | 500                                                       |
| 15,5                                                     | 3000                  | 500                                                       |
| 20,5                                                     | 3000                  | 500                                                       |
| 26,5                                                     | 3000                  | 500                                                       |
| 34,5                                                     | 3000                  | 500                                                       |
| 39,5                                                     | 2500                  | 500                                                       |
| 50,5                                                     | 2500                  | 500                                                       |

For more information about products, visit our website: [www.euro2000-spa.it](http://www.euro2000-spa.it)  
 Per ulteriori informazioni sui prodotti, visitare il nostro website: [www.euro2000-spa.it](http://www.euro2000-spa.it)